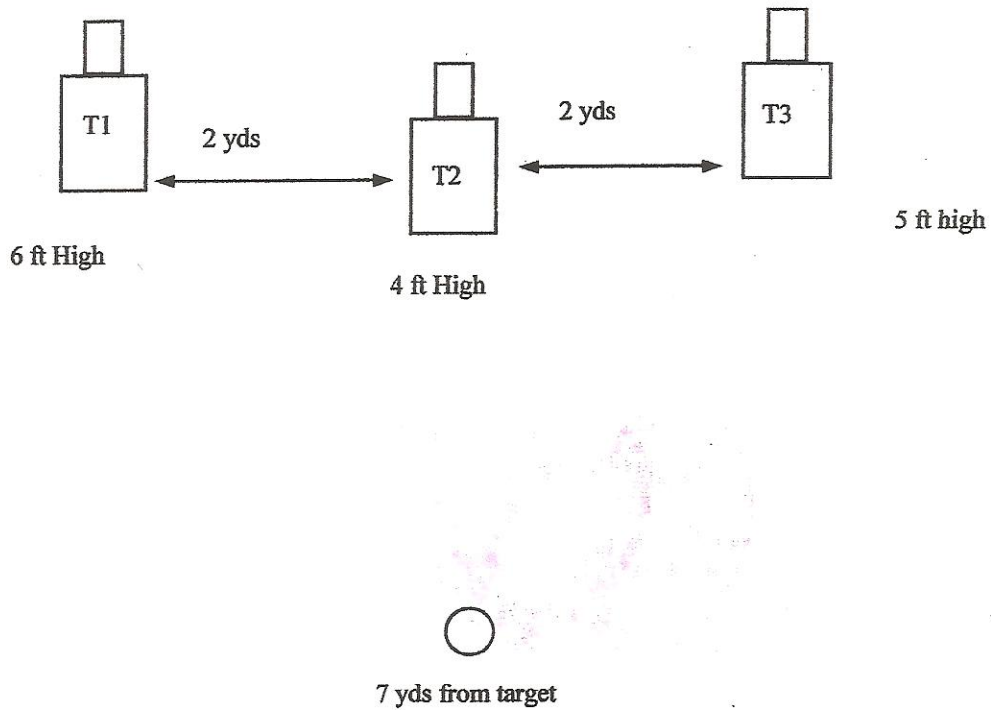


Stage 1



Draw and shoot T1 first, using both hands, 3 to the body, 2 to the head; Tactical reload; Shoot T2, strong hand only, 5 to target; Tactical reload; shoot T3 weak hand only, 5 to the target.

Note: The only mandatory head shots are on Target T1

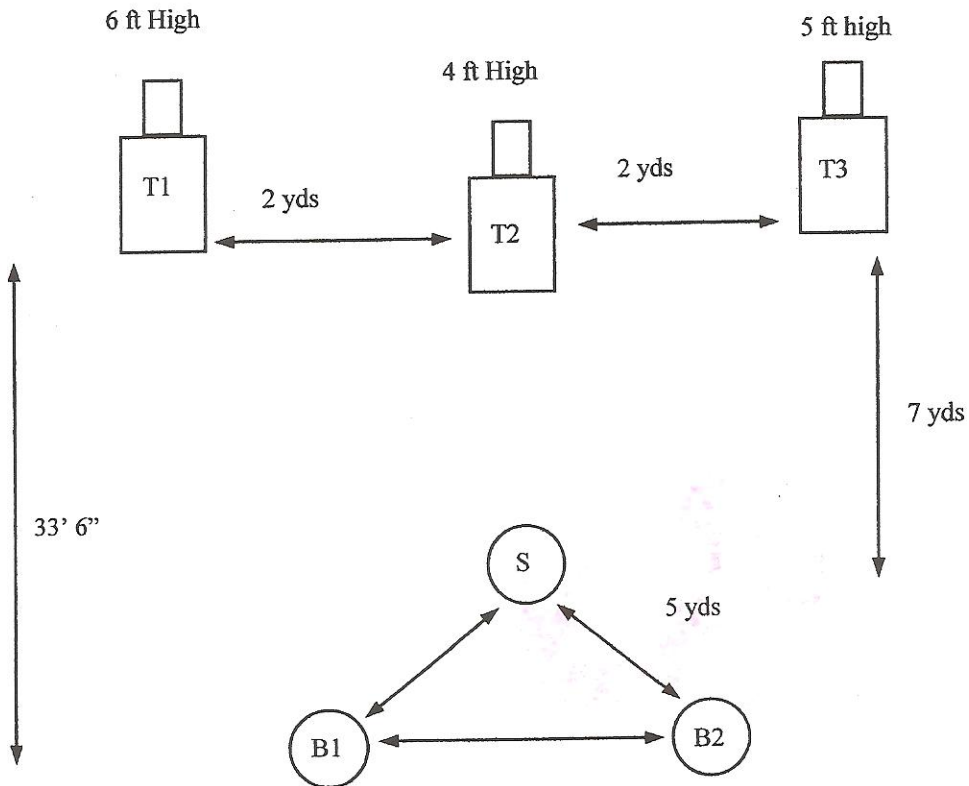
Annual Anniversary- Club Championship Match

If you compete in revolver, semi -auto and bug gun, you are eligible for the club championship.

The course of fire - Three stages of standard exercises- There are no scenario stages.

Idpa rules apply.

Stage 2

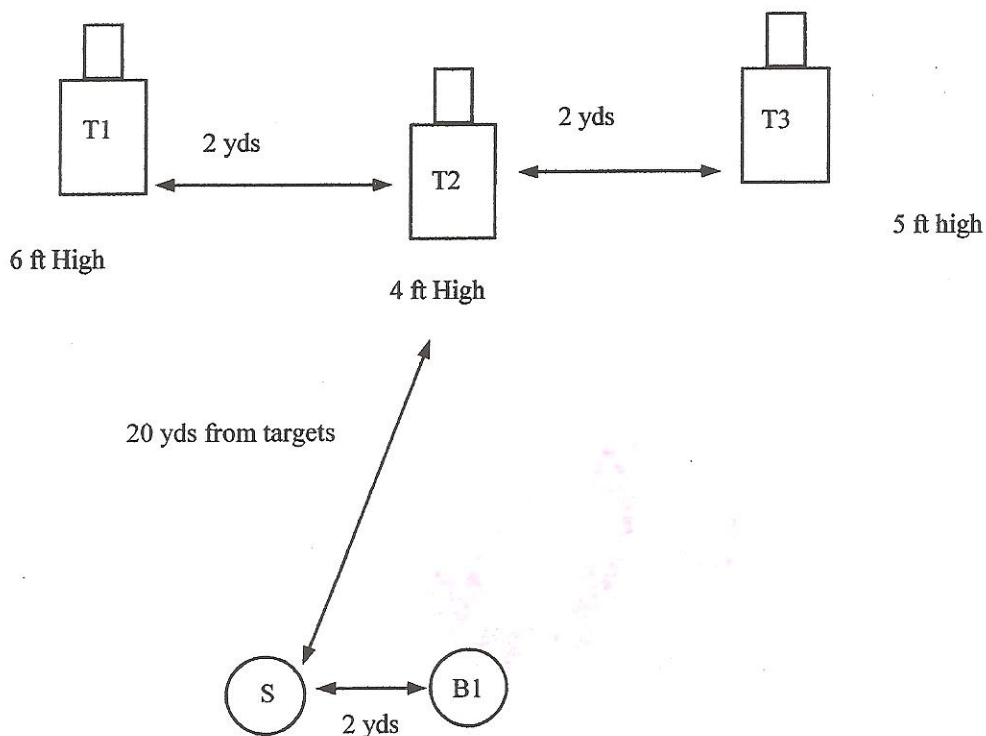


NOTE: All Targets are to be shot 5 times. Reloads start and finish behind cover. Left Hand shooters may reverse order

Start at S. Draw and while backing up to B1 shoot T1 5 times;
Tactical reload behind B1; while moving to B2 shoot T2 5 times;
Tactical reload behind B2; while moving to Start position shoot
T3 5 times.

Note: Moving does not have to be on angle

Stage 3



NOTE: All Targets are to be shot 5 times. Reloads start and finish behind cover.

Start at S, with back to targets, turn and shoot T1 with five shots; move to barricade B1, Tactical reload, from left side of barricade shoot T2 with five shots, shooting left hand supported by right hand; Tactical reload behind barricade, then from right side of barricade shoot T3 with five shots, shooting with right hand supported by left hand.